




Crompton
Lamps

1ST EDITION

SPOTLIGHT

NEW & KEY PRODUCTS



Notes



CONTENTS

Lamps

A-Class Lamps Filament Lamps.....5

LED Filament Lamps.....6-7

NEW LED CFL Lamp.....8-10

NEW LED CFL Single Turn S Type 2 & 4 Pin.....8

NEW Double Turn D Type 2 Pin & Double Turn DE Type 4 Pin.....9

NEW Triple Turn TE Type 4 Pin & Single Turn L Type 4 Pin.....10

NEW LED GU10 Thermal Plastic.....11

Fittings

NEW FIRESAFE GU10 Fire-Rated Downlight.....12

NEW FIRESAFE INTEGRATED Fire-Rated Downlight.....13

NEW ORPHICA SLIM Commercial Grade CCT Downlight.....14

NEW ORACLE PLUS LED Batten.....15

NEW LYKOS PLUS Non-Corrosive LED Batten.....16

NEW GALANOS ARTESON TP(a) UGR<19.....17

Accessories

PLUG & PLAY 3-Hour Emergency Packs.....18

PLUG & PLAY Microwave Sensor.....19

WORKING WITH CROMPTON LAMPS

Founded in 1878, Crompton Lamps has always been at the forefront of lighting innovation, from installing some of the earliest recorded electrical lights to manufacturing and distributing today's modern lighting solutions.



Experienced Team

Our management team has amassed 50+ years of working within the lighting and electrical industries. This valuable experience plays a vital role in providing the right business direction, product selection and leadership.



Next Day Delivery Service

We offer a competitive and comprehensive Next Day delivery service for orders placed Monday - Friday before 4pm. We are committed to providing a fast and reliable delivery service that customers can depend on.



Dedicated After Sales and Customer Service

Customer service has always been our priority. We want to ensure customers have the best possible experience when working with us. A key part of our service is providing strong after-sales care through our sales and customer service teams.



Broad Range of Lamps, Fittings and Technologies

We offer a complete lighting solution for a variety of applications. We understand that LED technology is the present and future of lighting but we still know the value and marketplace importance of traditional lighting technologies.



Large Stock Holding

Our UK warehouse has stock-holding ensuring we have the products customers need ready to be picked, packed and despatched, day after day, week after week.



Online Portal and Ordering

Our online store and website allows customers to quickly login and receive services that include online ordering, view order history, real-time stock availability and prices, marketing material and detailed product information.



In-house Quality Control and Testing

We have built a strong reputation for quality and remain dedicated to providing customers with the highest standard products. We test all products in our on-site lab and testing facilities, giving us full confidence in our marketplace products.

A-Class LED Filament GLS

Ultra energy saving LED replacement lamp featuring LED filament technology to closely resemble the look and feel of a traditional incandescent lamp.

- 2.2W or 3.8W options
- Amazing efficiency, over 210lm/W
- 100,000 switching cycles
- Colour rendering index Ra>80
- BC-B22d or ES-E27 cap
- Clear finish

60% more
energy efficient than our LED GLS 5.5W lamp

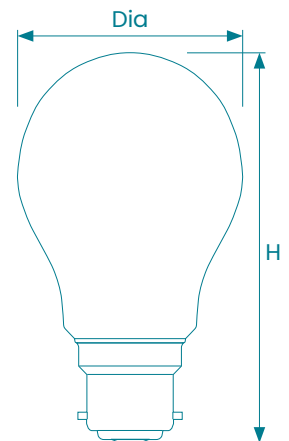


Click or Scan for more info




470 Total Lumens	3000K Cool White	50,000 Hours Average Rated Life	Non-Dimmable	5 YEAR Manufacturers Warranty
----------------------------	----------------------------	---	--------------	---

Product Code	Watts (W)	Cap	Colour Appearance	Colour Temp (K)	Total Lumens (lm)	Equiv. (W)	Efficiency (lm/W)	Dimensions (mm)		Energy Rating
								Dia	Height	
Single Carton										
15203	2.2	BC-B22	Warm White	3000	470	40	214	60	106	A
15210	2.2	ES-E27	Warm White	3000	470	40	214	60	108	A
15227	3.8	BC-B22	Warm White	3000	806	60	212	60	106	A
15234	3.8	ES-E27	Warm White	3000	806	60	212	60	108	A



2.2W Annual running cost = £0.81 3.8W Annual running cost = £1.40

Running costs are based on annual usage 7hrs/day @ £0.1437kWhr




15203
2.2W
BC-B22d

15210
2.2W
ES-E27

15227
3.8W
BC-B22d

15234
3.8W
ES-E27



Filament LED Lamp Range

Available in clear and pearl finish. Energy saving LED filament lamps, allowing true omni-directional light output.

Designed to closely resemble the look and feel of a traditional incandescent lamp.

- Warm white (2700K), Cool white (4000K)
- Colour rendering index Ra≥80
- Clear or Pearl finish
- Dimmable and Non Dimmable



2700K

Warm White

4000K

Cool White

30,000

Hours Average
Rated Life



Indoor
Use

2

YEAR

Manufacturers
Warranty

Click or
Scan for
more info



Filament LED Lamp Range Dimmable & Non Dimmable

Product Code	Product Description	Watts (W)	Total Lumens (lm)	Equivalent Wattage (W)	Cap Type	Colour Appearance	Colour Temp (K)	Dim?	
LED GLASS CLEAR FILAMENT GLS LAMPS - Non-dimmable									
15708	LED GLS Filament 4.2W Non-Dim Clear 2700K BC-B22d	5	470	40W	BC-B22	Warm White	2700K	No	
15685	LED GLS Filament 4.2W Non-Dim Clear 2700K ES-E27	5	470	40W	ES-E27	Warm White	2700K	No	
15715	LED GLS Filament 7W Non-Dim Clear 2700K BC-B22d	7	806	60W	BC-B22	Warm White	2700K	No	
15692	LED GLS Filament 7W Non-Dim Clear 2700K ES-E27	7	806	60W	ES-E27	Warm White	2700K	No	
15852	LED GLS Filament 7W Non-Dim Clear 4000K BC-B22d	7	806	60W	BC-B22	Cool White	4000K	No	
15845	LED GLS Filament 7W Non-Dim Clear 4000K ES-E27	7	806	60W	ES-E27	Cool White	4000K	No	
LED GLASS PEARL FILAMENT GLS LAMPS - Non-dimmable									
15821	LED GLS Filament 4.2W Non-Dim Pearl 2700K BC-B22d	5	470	40W	BC-B22	Warm White	2700K	No	
15807	LED GLS Filament 4.2W Non-Dim Pearl 2700K ES-E27	5	470	40W	ES-E27	Warm White	2700K	No	
15838	LED GLS Filament 7W Non-Dim Pearl 2700K BC-B22d	7	806	60W	BC-B22	Warm White	2700K	No	
15814	LED GLS Filament 7W Non-Dim Pearl 2700K ES-E27	7	806	60W	ES-E27	Warm White	2700K	No	
15951	LED GLS Filament 7W Non-Dim Pearl 4000K BC-B22d	7	806	60W	BC-B22	Cool White	4000K	No	
15944	LED GLS Filament 7W Non-Dim Pearl 4000K ES-E27	7	806	60W	ES-E27	Cool White	4000K	No	
LED GLASS CLEAR FILAMENT GLS LAMPS - Dimmable									
4184	LED GLS Filament 5W Dimmable 2700K BC-B22d	5	470	40W	BC-B22	Warm White	2700K	Yes	
4191	LED GLS Filament 5W Dimmable 2700K ES-E27	5	470	40W	ES-E27	Warm White	2700K	Yes	
4207	LED GLS Filament 7.5W Dimmable 2700K BC-B22d	7.5	806	60W	BC-B22	Warm White	2700K	Yes	
4214	LED GLS Filament 7.5W Dimmable 2700K ES-E27	7.5	806	60W	ES-E27	Warm White	2700K	Yes	
15487	LED GLS Filament 7.5W Dimmable Clear 4000K BC-B22d	7.5	806	60W	BC-B22	Cool White	4000K	Yes	
15494	LED GLS Filament 7.5W Dimmable Clear 4000K ES-E27	7.5	806	60W	ES-E27	Cool White	4000K	Yes	
LED FILAMENT PEARL GLS LAMPS - Dimmable									
5938	LED GLS Filament Pearl 5W Dimmable 2700K BC	5	470	40W	BC-B22	Warm White	2700K	Yes	
5945	LED GLS Filament Pearl 5W Dimmable 2700K ES	5	470	40W	ES-E27	Warm White	2700K	Yes	
5952	LED GLS Filament Pearl 7.5W Dimmable 2700K BC	7.5	806	60W	BC-B22	Warm White	2700K	Yes	
5969	LED GLS Filament Pearl 7.5W Dimmable 2700K ES	7.5	806	60W	ES-E27	Warm White	2700K	Yes	
15500	LED GLS Filament Pearl 7.5W Dimmable 4000K BC	7.5	806	60W	BC-B22	Cool White	4000K	Yes	
15517	LED GLS Filament Pearl 7.5W Dimmable 4000K ES	7.5	806	60W	ES-E27	Cool White	4000K	Yes	
LED FILAMENT CLEAR CANDLE LAMPS - Non-dimmable									
15661	LED Candle Filament Non-Dim Clear 2.2W 2700K BC-B22d	2.2	250	25W	BC-B22	Warm White	2700k	No	
15623	LED Candle Filament Non-Dim Clear 2.2W 2700K ES-E27	2.2	250	25W	ES-E27	Warm White	2700k	No	

Product Code	Product Description	Watts (W)	Total Lumens (lm)	Equivalent Wattage (W)	Cap Type	Colour Appearance	Colour Temp (K)	Dim?
15647	LED Candle Filament Non-Dim Clear 2.2W 2700K SBC-B15d	2.2	250	25W	SBC-B15d	Warm White	2700k	No
15609	LED Candle Filament Non-Dim Clear 2.2W 2700K SES-E14	2.2	250	25W	SES-E14	Warm White	2700k	No
15678	LED Candle Filament Non-Dim Clear 4.2W 2700K BC-B22d	4.2	470	40W	BC-B22	Warm White	2700k	No
15630	LED Candle Filament Non-Dim Clear 4.2W 2700K ES-E27	4.2	470	40W	ES-E27	Warm White	2700k	No
15654	LED Candle Filament Non-Dim Clear 4.2W 2700K SBC-B15d	4.2	470	40W	SBC-B15d	Warm White	2700k	No
15616	LED Candle Filament Non-Dim Clear 4.2W 2700K SES-E14	4.2	470	40W	SES-E14	Warm White	2700k	No
LED FILAMENT PEARL CANDLE LAMPS - Non-dimmable								
15784	LED Candle Filament Non-Dim Pearl 2.2W 2700K BC-B22d	2.2	250	25W	BC-B22	Warm White	2700k	No
15746	LED Candle Filament Non-Dim Pearl 2.2W 2700K ES-E27	2.2	250	25W	ES-E27	Warm White	2700k	No
15760	LED Candle Filament Non-Dim Pearl 2.2W 2700K SBC-B15d	2.2	250	25W	SBC-B15d	Warm White	2700k	No
15722	LED Candle Filament Non-Dim Pearl 2.2W 2700K SES-E14	2.2	250	25W	SES-E14	Warm White	2700k	No
15920	LED Candle Filament Non-Dim Pearl 2.2W 4000K BC-B22d	2.2	250	25W	BC-B22	Cool White	4000K	No
15883	LED Candle Filament Non-Dim Pearl 2.2W 4000K ES-E27	2.2	250	25W	ES-E27	Cool White	4000K	No
15906	LED Candle Filament Non-Dim Pearl 2.2W 4000K SBC-B15d	2.2	250	25W	SBC-B15d	Cool White	4000K	No
15869	LED Candle Filament Non-Dim Pearl 2.2W 4000K SES-E14	2.2	250	25W	SES-E14	Cool White	4000K	No
15791	LED Candle Filament Non-Dim Pearl 4.2W 2700K BC-B22d	4.2	470	40W	BC-B22	Warm White	2700k	No
15753	LED Candle Filament Non-Dim Pearl 4.2W 2700K ES-E27	4.2	470	40W	ES-E27	Warm White	2700k	No
15777	LED Candle Filament Non-Dim Pearl 4.2W 2700K SBC-B15d	4.2	470	40W	SBC-B15d	Warm White	2700k	No
15739	LED Candle Filament Non-Dim Pearl 4.2W 2700K SES-E14	4.2	470	40W	SES-E14	Warm White	2700k	No
15937	LED Candle Filament Non-Dim Pearl 4.2W 4000K BC-B22d	4.2	470	40W	BC-B22	Cool White	4000K	No
15890	LED Candle Filament Non-Dim Pearl 4.2W 4000K ES-E27	4.2	470	40W	ES-E27	Cool White	4000K	No
15913	LED Candle Filament Non-Dim Pearl 4.2W 4000K SBC-B15d	4.2	470	40W	SBC-B15d	Cool White	4000K	No
15876	LED Candle Filament Non-Dim Pearl 4.2W 4000K SES-E14	4.2	470	40W	SES-E14	Cool White	4000K	No
LED FILAMENT CLEAR CANDLE LAMPS - Dimmable								
15357	LED Candle Filament Dimmable Clear 2.5W 2700K BC-B22d	2.5	250	25W	BC-B22	Warm White	2700k	Yes
15340	LED Candle Filament Dimmable Clear 2.5W 2700K ES-E27	2.5	250	25W	ES-E27	Warm White	2700k	Yes
15333	LED Candle Filament Dimmable Clear 2.5W 2700K SBC-B15d	2.5	250	25W	SBC-B15d	Warm White	2700k	Yes
15326	LED Candle Filament Dimmable Clear 2.5W 2700K SES-E14	2.5	250	25W	SES-E14	Warm White	2700k	Yes
15432	LED Candle Filament Dimmable Clear 2.5W 4000K BC-B22d	2.5	250	25W	BC-B22	Cool White	4000K	Yes
15425	LED Candle Filament Dimmable Clear 2.5W 4000K ES-E27	2.5	250	25W	ES-E27	Cool White	4000K	Yes
15418	LED Candle Filament Dimmable Clear 2.5W 4000K SBC-B15d	2.5	250	25W	SBC-B15d	Cool White	4000K	Yes
15401	LED Candle Filament Dimmable Clear 2.5W 4000K SES-E14	2.5	250	25W	SES-E14	Cool White	4000K	Yes
15524	LED Candle Filament Dimmable Clear 5W 4000K BC-B22d	5	470	40W	BC-B22	Cool White	4000k	Yes
15548	LED Candle Filament Dimmable Clear 5W 4000K ES-E27	5	470	40W	ES-E27	Cool White	4000K	Yes
15531	LED Candle Filament Dimmable Clear 5W 4000K SBC-B15d	5	470	40W	SBC-B15d	Cool White	4000k	Yes
15555	LED Candle Filament Dimmable Clear 5W 4000K SES-E14	5	470	40W	SES-E14	Cool White	4000k	Yes
LED FILAMENT PEARL CANDLE LAMPS - Dimmable								
15395	LED Candle Filament Dimmable Pearl 2.5W 2700K BC-B22d	2.5	250	25W	BC-B22	Warm White	2700k	Yes
15388	LED Candle Filament Dimmable Pearl 2.5W 2700K ES-E27	2.5	250	25W	ES-E27	Warm White	2700k	Yes
15371	LED Candle Filament Dimmable Pearl 2.5W 2700K SBC-B15d	2.5	250	25W	SBC-B15d	Warm White	2700k	Yes
15364	LED Candle Filament Dimmable Pearl 2.5W 2700K SES-E14	2.5	250	25W	SES-E14	Warm White	2700k	Yes
15470	LED Candle Filament Dimmable Pearl 2.5W 4000K BC-B22d	2.5	250	25W	BC-B22	Cool White	4000k	Yes
15463	LED Candle Filament Dimmable Pearl 2.5W 4000K ES-E27	2.5	250	25W	ES-E27	Cool White	4000k	Yes
15456	LED Candle Filament Dimmable Pearl 2.5W 4000K SBC-B15d	2.5	250	25W	SBC-B15d	Cool White	4000k	Yes
15449	LED Candle Filament Dimmable Pearl 2.5W 4000K SES-E14	2.5	250	25W	SES-E14	Cool White	4000k	Yes
LED FILAMENT CLEAR ROUND LAMPS - Non-dimmable								
14213	LED Filament Round 4W BC-B22d Clear Warm White	4.5	470	40W	BC-B22	Warm White	2700K	No
14220	LED Filament Round 4W ES-E27 Clear Warm White	4.5	470	40W	ES-E27	Warm White	2700K	No
14237	LED Filament Round 4W BC-B22d Clear Cool White	4.5	470	40W	BC-B22	Cool White	4000K	No
14244	LED Filament Round 4W ES-E27 Clear Cool White	4.5	470	40W	ES-E27	Cool White	4000K	No
12790	LED Round Filament Clear 6.5W 2700K BC-B22d	6.5	806	60W	BC-B22	Warm White	2700K	No
12806	LED Round Filament Clear 6.5W 2700K ES-E27	6.5	806	60W	ES-E27	Warm White	2700K	No
12813	LED Round Filament Clear 6.5W 2700K SES-E14	6.5	806	60W	SES-E14	Warm White	2700K	No
LED FILAMENT CLEAR ROUND LAMPS - Dimmable								
7215	LED Round Filament Dimmable Clear 5W 2700K BC-B22d	5	470	40W	BC-B22	Warm White	2700K	Yes
7222	LED Round Filament Dimmable Clear 5W 2700K SBC-B15d	5	470	40W	SBC-B15d	Warm White	2700K	Yes
7239	LED Round Filament Dimmable Clear 5W 2700K ES-E27	5	470	40W	ES-E27	Warm White	2700K	Yes
7246	LED Round Filament Dimmable Clear 5W 2700K SES-E14	5	470	40W	SES-E14	Warm White	2700K	Yes
LED FILAMENT PEARL ROUND LAMPS - Dimmable								
7253	LED Round Filament Dimmable Pearl 5W 2700K BC-B22d	5	470	40W	BC-B22	Warm White	2700K	Yes
7260	LED Round Filament Dimmable Pearl 5W 2700K SBC-B15d	5	470	40W	SBC-B15d	Warm White	2700K	Yes
7277	LED Round Filament Dimmable Pearl 5W 2700K ES-E27	5	470	40W	ES-E27	Warm White	2700K	Yes
7284	LED Round Filament Dimmable Pearl 5W 2700K SES-E14	5	470	40W	SES-E14	Warm White	2700K	Yes



**FLUORESCENT
REPLACEMENT**

**Crompton
Lamps**

LED CFL Single Turn S Type 2 & 4 Pin4 Pin

Commonly used in commercial and domestic luminaires. Ideal for use in downlights, bulkheads and many other suitable applications.

- Instant start with no warm-up time
- Full glass tube for superior light output
- Direct-to-mains for optimal efficiency
- No mercury or hazardous materials
- Colour rendering index Ra≥80



3000K

Warm White

4000K

Cool White

30,000

Hours Average
Rated Life

IP20

IP Rating

**2
YEAR**
Manufacturers
Warranty

LED CFL

Single Turn S Type 2 & 4 Pin

Click or
Scan for
more info



Product Code	Watts (W)	Volts (V)	CAP	Colour Appearance	Colour Temp (K)	Total Lumens (lm)	Equivalent Wattage (W)	Energy Rating	Beam Angle (°)	Dimensions (mm)	
										Dia	Height
Single Turn S Type 2 Pin - Single Carton											
LS7WW	3	240	G23	Warm White	3000	360	7	E	270°	32	134
LS7CW	3	240	G23	Cool White	4000	370	7	E	270°	32	134
LS9WW	4.5	240	G23	Warm White	3000	560	9	E	270°	32	159
LS9CW	4.5	240	G23	Cool White	4000	580	9	E	270°	32	159
LS11WW	5	240	G23	Warm White	3000	680	11	D	270°	32	218
LS11CW	5	240	G23	Cool White	4000	700	11	D	270°	32	218
Single Turn S Type 4 Pin - Single Carton											
LSE7WW	3	240	2G7	Warm White	3000	360	7	E	270°	37	121
LSE7CW	3	240	2G7	Cool White	4000	370	7	E	270°	37	121
LSE9WW	4.5	240	2G7	Warm White	3000	560	9	E	270°	37	146
LSE9CW	4.5	240	2G7	Cool White	4000	580	9	E	270°	37	146
LSE11WW	5	240	2G7	Warm White	3000	680	11	E	270°	37	205
LSE11CW	5	240	2G7	Cool White	4000	700	11	E	270°	37	205

DIRECT-TO-MAINS: Requires Ballast bypass, wire direct-to-mains only.



**FLUORESCENT
REPLACEMENT**

**Crompton
Lamps**

LED CFL Double Turn D Type 2 Pin & DE Type 4 Pin

Commonly used in commercial and domestic luminaires. Ideal for use in downlights, bulkheads and many other suitable applications.

- Instant start with no warm-up time
- Full glass tube for superior light output
- Direct-to-mains for optimal efficiency
- No mercury or hazardous materials
- Colour rendering index Ra≥80



3000K

Warm White

4000K

Cool White

30,000

Hours Average
Rated Life

IP20

IP Rating

**2
YEAR**

Manufacturers
Warranty

LED CFL

Double Turn D Type 2 Pin & DE Type 4 Pin

Click or
Scan for
more info



Product Code	Watts (W)	Volts (V)	CAP	Colour Appearance	Colour Temp (K)	Total Lumens (lm)	Equivalent Wattage (W)	Energy Rating	Beam Angle (°)	Dimensions (mm)	
										Dia	Height
Double Turn D Type 2 Pin - Single Carton											
LD10WW	4.5	240	G24D	Warm White	3000	580	10	E	360°	34.5	109
LD10CW	4.5	240	G24D	Cool White	4000	600	10	E	360°	34.5	109
LD13WW	5	240	G24D	Warm White	3000	680	13	D	360°	34.5	143
LD13CW	5	240	G24D	Cool White	4000	705	13	D	360°	34.5	143
LD18WW	6	240	G24D	Warm White	3000	800	18	E	360°	34.5	143
LD18CW	6	240	G24D	Cool White	4000	835	18	D	360°	34.5	143
LD26WW	9	340	G24D	Warm White	3000	1250	26	D	360°	34.5	168
LD26CW	9	240	G24D	Cool White	4000	1300	26	D	360°	34.5	168
Double Turn DE Type 4 Pin - Single Carton											
LDE18WW	6	240	G24Q	Warm White	3000	800	18	E	360°	34.5	143
LDE18CW	6	240	G24Q	Cool White	4000	835	18	D	360°	34.5	143
LDE26WW	9	240	G24Q	Warm White	3000	1250	26	D	360°	34.5	168
LDE26CW	9	240	G24Q	Cool White	4000	1300	26	D	360°	34.5	168

DIRECT-TO-MAINS: Requires Ballast bypass, wire direct-to-mains only.



**FLUORESCENT
REPLACEMENT**

**Crompton
Lamps**

LED CFL Triple Turn TE Type 4 Pin & Single Turn L Type 4 Pin

Commonly used in commercial and domestic luminaires. Ideal for use in downlights, bulkheads and many other suitable applications.

- Instant start with no warm-up time
- Full glass tube for superior light output
- Direct-to-mains for optimal efficiency
- No mercury or hazardous materials
- Colour rendering index Ra≥80



3000K

Warm White

4000K

Cool White

30,000

Hours Average
Rated Life

IP20

IP Rating

2
YEAR
Manufacturers
Warranty

LED CFL

Triple Turn TE Type & Single Turn L Type 4 Pin

Click or
Scan for
more info



Product Code	Watts (W)	Volts (V)	CAP	Colour Appearance	Colour Temp (K)	Total Lumens (lm)	Equivalent Wattage (W)	Energy Rating	Beam Angle (°)	Dimensions (mm)	
										Dia	Height
Triple Turn TE Type 4 Pin - Single Carton											
LTE32WW	10	240	GX24Q	Warm White	3000	1350	32	D	360°	49	140
LTE32CW	10	240	GX24Q	Cool White	4000	1375	32	D	360°	49	140
LTE42WW	13	240	GX24Q	Warm White	3000	1760	42	D	360°	49	165
LTE42CW	13	240	GX24Q	Cool White	4000	1780	42	D	360°	49	165
Single Turn L Type 4 Pin - Single Carton											
LL18WW	8	240	2G7	Warm White	3000	950	18	E	270°	44	230
LL18CW	8	240	2G7	Cool White	4000	975	18	E	270°	44	230
LL24WW	12	240	2G7	Warm White	3000	1450	24	E	270°	44	320
LL24CW	12	240	2G7	Cool White	4000	1475	24	E	270°	44	320
LL36WW	18	240	2G7	Warm White	3000	2200	36	E	270°	44	410
LL36CW	18	240	2G7	Cool White	4000	2250	36	E	270°	44	410
LL40WW	20	240	2G7	Warm White	3000	2450	40	E	270°	44	530
LL40CW	20	240	2G7	Cool White	4000	2500	40	E	270°	44	530
LL55WW	24	240	2G7	Warm White	3000	3100	55	E	270°	44	530
LL55CW	24	240	2G7	Cool White	4000	3200	55	E	270°	44	530

DIRECT-TO-MAINS: Requires Ballast bypass, wire direct-to-mains only.

LED GU10 THERMAL PLASTIC

Constructed from a thermal plastic body to mimic the shape and size of a halogen GU10 lamp. Features the latest LED SMD (surface-mounted diode) technology.



- Equivalent to a 50W Halogen GU10 lamp
- Internal Aluminium Heatsink for heat dissipation
- Suitable for use in Fire Rated Downlights
- Colour rendering index Ra≥80
- Instant full light

2700K Warm White	3000K Warm White	4000K Cool White	6500K Day White	30,000 Hours Average Rated Life	IP20 IP Rating	2 YEAR Manufacturers Warranty
----------------------------	----------------------------	----------------------------	---------------------------	--	--------------------------	---

LED GU10 Thermal Plastic



Product Code	Watts (W)	Volts (V)	CAP	Colour Appearance	Colour Temp (K)	Total Lumens (lm)	Equivalent Wattage (W)	Energy Rating	Beam Angle (°)	Dimensions (mm)	
										Dia	Height
Non-Dimmable* - Single Carton											
16941	5	240	GU10	Warm White	2700	480	50	F	38°	50	56
16958	5	240	GU10	Warm White	3000	500	50	F	38°	50	56
16965	5	240	GU10	Cool White	4000	550	50	F	38°	50	56
16972	5	240	GU10	Daylight	6500	550	50	F	38°	50	56
Dimmable* - Single Carton											
16682	5	240	GU10	Warm White	2700	480	50	F	38°	50	56
16699	5	240	GU10	Warm White	3000	500	50	F	38°	50	56
16705	5	240	GU10	Cool White	4000	550	50	F	38°	50	56
16712	5	240	GU10	Daylight	6500	550	50	F	38°	50	56

* Dimmable: Compatible with most leading and trailing edge dimmers.

FIRESAFE GU10 Fire-Rated Can






The Firesafe fire-rated downlight is contractor friendly, featuring easy installation, with a push-fit loop in/loop out connector, flexible terminal housing, and strong insulated spring clips for secure ceiling fitting.






- Designed for use with GU10 lamps (lamp not included)
- Insulation coverable
- 30/60/90 min fire safety test & certification
- Screwless terminal housing
- Cutout Diameter Ø: 76mm

AVAILABLE BEZELS

Twist & Lock Adjustable - IP20



Twist & Lock Fixed - IP20 & IP65



loop in/loop out
push-fit connector



FIRESAFE DOWNLIGHT CANS GU10 Fire-Rated



Product Code	Description	Dimensions (mm)	
		Dia	Height
Adjustable - Single Carton			
16767	Firesafe Adjustable Fire-Rated GU10 Can - without Bezel	94	85
IP20 Adjustable Bezel - Available as a Pack of 10			
16859	Firesafe IP20 Bezel for Adjustable Fire Rated Can - White	100	3
16866	Firesafe IP20 Bezel for Adjustable Fire Rated Can - Black	100	3
16873	Firesafe IP20 Bezel for Adjustable Fire Rated Can - Chrome	100	3
16880	Firesafe IP20 Bezel for Adjustable Fire Rated Can - Satin Nickel	100	3
Fixed - Single Carton			
16750	Firesafe Fixed Fire-Rated GU10 Can - without Bezel	83	80
IP65 Fixed Bezel - Available as a Pack of 10			
16811	Firesafe IP65 Bezel for Fixed Fire Rated Can - White	87	3
16828	Firesafe IP65 Bezel for Fixed Fire Rated Can - Black	87	3
16798	Firesafe IP65 Bezel for Fixed Fire Rated Can - Chrome	87	3
16804	Firesafe IP65 Bezel for Fixed Fire Rated Can - Satin Nickel	87	3
IP20 Fixed Bezel - Available as a Pack of 10			
16774	Firesafe IP20 Bezel for Fixed Fire Rated Can - White	87	3
16781	Firesafe IP20 Bezel for Fixed Fire Rated Can - Black	87	3
16798	Firesafe IP20 Bezel for Fixed Fire Rated Can - Chrome	87	3
16804	Firesafe IP20 Bezel for Fixed Fire Rated Can - Satin Nickel	87	3



FIRESAFE INTEGRATED Fire-Rated Downlight



Firesafe All-in-one IP65 fire-rated LED downlight with a four-colour CCT selection switch and multi-wattage selection 4W/6W/8W Includes a stylish interchangeable white bezel.



loop in/loop out
push-fit connector

- Multi-Wattage (4W, 6W & 8W)
- 30/60/90 min fire safety test & certification
- Fully dimmable with DuoDim™ Technology
- Includes interchangeable white bezel
- Cutout Diameter Ø: 68-72mm



Click or Scan for more info

FIRESAFE INTEGRATED Fire-Rated Downlight

Product Code	Watts (W)	Volts (V)	Colour Temp (K)	Useful Lumens (lm)	Beam Angle (°)	Cutout Ø (mm)	Dimensions (mm)	
							Dia	Height
Firesafe LED Integrated Downlight CCT/MW with White Bezel								
17092	4W/6W/8W	220-240	2700K/3000K/4000K/6000	480/720/960	60°	68-72	87	45
Firesafe LED Integrated Adjustable Downlight CCT/MW with White Bezel								
17153	12	220 - 240	3000/4000/6500	1200	120°	68-72	170	20



Product Code	Description	Dimensions (mm)	
		Dia	Height
Fixed Bezel			
17108	Firesafe Fixed Bezel - White	87	5
17115	Firesafe Fixed Bezel - Black	87	5
17139	Firesafe Fixed Bezel - Satin Nickel	87	5
17122	Firesafe Fixed Bezel - Chrome	87	5
17146	Firesafe Fixed Bezel - Brass	87	5
Adjustable Bezel			
17160	Firesafe Adjustable Bezel - White	87	10
17177	Firesafe Adjustable Bezel - Black	87	10
17191	Firesafe Adjustable Bezel - Satin Nickel	87	10
17184	Firesafe Adjustable Bezel - Chrome	87	10
17207	Firesafe Adjustable Bezel - Brass	87	10



ORPHICA SLIM Commercial Grade CCT Downlight

PHOEBE
LED

The CCT switchable Orphica Slim Downlight is an ideal solution for low ceiling voids, while maintaining a pleasing aesthetic look. An easy-to-fit replacement for downlights, this edge-lit LED panel delivers uniform light distribution with superior light output.



- Ultra-slim profile (Height 20mm)
- TP(a) rated diffuser
- Instant full light
- Colour rendering index Ra≥80
- Compatible with our emergency driver
16989 & 16996

3000K | 4000K
6000K

CCT Selectable

⚡⚡

Multi Wattage

50,000

Hours Average
Rated Life

IP44

IP Rating

5
YEAR

Manufacturers
Warranty

2
YEAR

On-Site
Warranty



ORPHICA SLIM Commercial Grade CCT Downlight

Product Code	Watts (W)	Volts (V)	Colour Temp (K)	Useful Lumens (lm)	Beam Angle (°)	Cutout Ø (mm)	Dimensions (mm)	
							Dia	Height
17047	7	220 - 240	3000/4000/6500	500	120°	110	120	20
17054	9	220 - 240	3000/4000/6500	900	120°	140	150	20
17061	12	220 - 240	3000/4000/6500	1200	120°	160	170	20
17078	18	220 - 240	3000/4000/6500	2000	120°	215	225	20
17085	24	220 - 240	3000/4000/6500	3000	120°	290	300	20

Product Code	Product Name
Emergency Packs	
16996	Plug & Play Emergency Driver for Orphica Slim Downlight - Manual Test
16989	Plug & Play Emergency Driver for Orphica Slim Downlight - Self Test

See page 18



ORACLE PLUS LED Batten



Multi-wattage colour-switchable battens, energy saving low power consumption with loop-in loop-out feed-through wiring and hinged access for quick and efficient installation.



- Loop in/loop out toolless terminal block
- Hinged access for easy installation
- BESA, Conduit, surface or suspension mounting
- Plug & Play Modular Emergency & Sensor options
- Instant full light



Hinged Opening for Easy-Installation

CCT Selectable

Multi Wattage

50,000

Hours Average Rated Life

IP20

IP Rating

IK08

Impact Rating

5 YEAR

Manufacturers Warranty

2 YEAR

On-Site Warranty



ORACLE PLUS IP20 CCT Multi-Wattage Batten

Product Code	Description	Watts (W)	Volts (V)	Colour Temp (K)	Total Lumens (lm)	Beam Angle (°)	Dimensions (mm)		
							Width	Height	Length
16897	Oracle Plus CCT/Multi Wattage 1200mm (4ft)	20/26/30/37	220-240	3000/4000/6500	5500	120°	96	78	1270
16963	Oracle Plus CCT/Multi Wattage 1500mm (5ft)	30/35/42/50	220-240	3000/4000/6500	7500	120°	96	78	1570
16910	Oracle Plus CCT/Multi Wattage 1800mm (6ft)	35/42/50/62	220-240	3000/4000/6500	9300	120°	96	78	1870

Product Code	Description
3-Hour Emergency Pack - Single Carton	
16934	Plug & Play Emergency Driver for Oracle Plus & Lykos Plus - Manual Test
17009	Plug & Play Emergency Driver for Oracle Plus & Lykos Plus - Self Test
Microwave Sensor - Single Carton	
16927	Plug & Play Microwave Sensor for Oracle Plus & Lykos Plus

See pages 18 & 19



LYKOS PLUS

Non-Corrosive LED Batten



IP66 non-corrosive and IK08 Impact rating, make the Lykos Plus the perfect choice for industrial environments. Offering practicality and high light output, Lykos Plus is ideal for warehouses, workshops, parking garages and other similar applications.



- CCT & Multi-Wattage
- Loop in/loop out toolless terminal block
- Anti-tamper stainless steel clips
- BESA, Conduit, surface or suspension mounting
- Plug & Play Modular Emergency & Sensor
- Feed through wiring kit available

CCT Selectable

Multi Wattage

50,000

Hours Average Rated Life

IP66

IP Rating

IK08

Impact Rating

5 YEAR

Manufacturers Warranty

2 YEAR

On-Site Warranty



LYKOS PLUS

IP66 CCT Multi-Wattage Non-Corrosive Batten

Product Code	Description	Watts (w)	Volts (v)	Colour Temp (k)	Total Lumens (lm)	Beam Angle (°)	Dimensions (mm)		
							Width	Height	Length
17016	Lykos Plus CCT/Multi Wattage Non-Corrosive 1200mm (4ft)	20/40	220-240	4000/5000/6500	4800	120°	96	78	1270
17023	Lykos Plus CCT/Multi Wattage Non-Corrosive 1500mm (5ft)	30/60	220-240	4000/5000/6500	7200	120°	96	78	1570
17030	Lykos Plus CCT/Multi Wattage Non-Corrosive 1800mm (6ft)	40/80	220-240	4000/5000/6500	9600	120°	96	78	1870

Product Code	Description
3-Hour Emergency Pack - Single Carton	
16934	Plug & Play Emergency Driver for Oracle Plus & Lykos Plus - Manual Test
17009	Plug & Play Emergency Driver for Oracle Plus & Lykos Plus - Self Test
Microwave Sensor - Single Carton	
16927	Plug & Play Microwave Sensor for Oracle Plus & Lykos Plus



See pages 18 & 19

GALANOS ARTESON TP(a) UGR<19



LED Panels designed to be the ideal solution for installation in commercial applications. Combining the anti-glare requirements of UGR<19 and also TP(a) compliance.



- Backlit technology
- BS 2782-0 Method 508A - TP(a) Rated
- Low Unified Glare Rating UGR<19
- 3000k, 4000K & 6500K options
- Plug & Play Modular Emergency options

3000K | 4000K | 6500K
CCT Selectable

Multi Wattage

50,000
Hours Average Rated Life

IP20
IP Rating

5 YEAR
Manufacturers Warranty

2 YEAR
On-Site Warranty



GALANOS ARTESON TP(a) UGR<19 Backlit Panels

Product Code	Description	Watts (W)	Volts (V)	Colour Temp (K)	Total Lumens (lm)	Beam Angle (°)	Dimensions (mm)		
							Length	Width	Height
600x600 Galanos Arteson Backlit Panel - Single Carton									
15258	600x600 LED Backlit Panel 3000K TP(a) UGR<19	28	220-240	3000	3100	110°	595	595	31
15265	600x600 LED Backlit Panel 4000K TP(a) UGR<19	28	220-240	4000	3400	110°	595	595	31
15272	600x600 LED Backlit Panel 6000K TP(a) UGR<19	28	220-240	6500	3400	110°	595	595	31
1200x600 Galanos Arteson Backlit Panel - Single Carton									
16729	1200x600 LED Backlit Panel 3000K TP(a) UGR<19	45	220-240	3000	5150	110°	1195	595	35
16736	1200x600 LED Backlit Panel 4000K TP(a) UGR<19	45	220-240	4000	5400	110°	1195	595	35
16743	1200x600 LED Backlit Panel 6000K TP(a) UGR<19	45	220-240	6500	5400	110°	1195	595	35

Product Code	Description
3-Hour Emergency Pack - Single Carton	
16989	Plug & Play Emergency Driver for Galanos Arteson 28W/45W Panels - Manual Test
16996	Plug & Play Emergency Driver for Galanos Arteson 28/45W Panels - Self Test



See page 18

PLUG & PLAY

3-Hour Emergency Packs



3-Hour Emergency Drivers Designed to meet BS EN 183 emergency lighting regulations for Open area emergency lighting to provide enough light to be able to escape safely in the event of an emergency or fire.

- For use with LED Battens, Downlights & Panels
- Integrated 3 hour Standard emergency packs
- Comes with a replacable LiFePO4 battery
- 5-Year Warranty
- 3-Year Battery Warranty



PLUG & PLAY

3-Hour Emergency Packs

Product Code	Description	Dimensions (mm)		
		Width	Length	Height
3-Hour Emergency Driver for LED Batten/Downlights				
16934	Plug & Play Emergency Driver for Oracle Plus/Lykos Plus - Manual Test	43	220.5	26
17009	Plug & Play Emergency Driver for Oracle Plus/Lykos Plus - Self Test	43	220.5	26
3-Hour Emergency Driver for LED Panels				
16989	Plug & Play Emergency Driver for Orphica Slim Downlight/Galanos Arteson 28W/45W Panels - Manual Test	47	260	30
16996	Plug & Play Emergency Driver for Orphica Slim Downlight/Galanos Arteson 28/45W Panels - Self Test	47	260	30



PLUG & PLAY Microwave Sensor



Automated lighting function with adjustable hold-time, light level detection and detection area size for efficient lighting of underused areas.



- Plug & Play Microwave Sensor
- For Automated Illumination function
- For use with Oracle Plus/Lykos Plus LED Battens
- Detection area, Hold Time & Light level options
- 5-Year Warranty

PLUG & PLAY Microwave Sensor

Product Code	Description
16927	Plug & Play Microwave Sensor for Oracle Plus/Lykos Plus



