



Dim to Warm

IRIS LED Sunset Dim Tilt Downlight

Mains operated energy efficient integrated LED downlight with Sunset dim technology.

Dim to Warm Technology

- Features Sunset Dim technology; as the luminaire is dimmed the colour temperature becomes warmer to recreate the cosy feeling of a traditional lamp
- 3000K warm white at full power; 2200K extra warm white when dimmed to 10%
- Includes dimmable LED driver
- Dimmable - DuoDim™ Technology compatible with both leading and trailing edge dimmers*
- Adjustable tilt ±30°
- Long life 30,000 hours maintenance free operation
- IP44 rated suitable for use in bathrooms zones 1-2
- Diecast aluminium with in a white finish and polycarbonate lens
- Instant full light


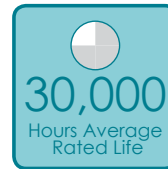



Energy saving Downlight

Sunset Dim™ Technology

Adjustable Tilt ±30°

IP44 Suitable for Bathroom Zones 1-2



Code	Product Name	Watts	Volts	Colour	Useful Lumen	Total Lumen	Beam Angle	Dia	Height	Cutout	Price
9981	IRIS LED Sunset Dim Tilt Downlight	11.5	240	1900K-3000K	600lm	660lm	38°	100mm	32mm	83mm	

* The lamp is compatible with most dimmer switches, please refer to website for up-to-date list of compatible dimmer switches.

Lighting brilliance since 1878